

College Sponsorship Program – Kipkaren and Ilula, Kenya

FAQ | Frequently Asked Questions

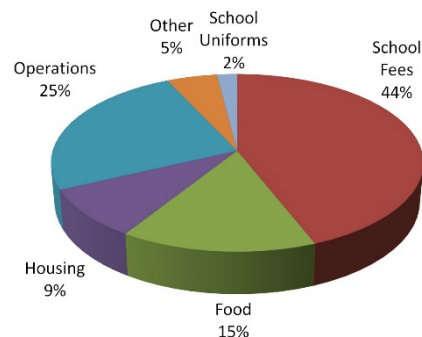
What does my sponsorship pay for?

1. **Family:** Our goal is to provide a real family and home for our once orphaned children. Each student was raised in a family unit of 24 brothers and sisters with a married couple as a mother and father.
2. **Housing:** On or off campus housing is provided for while they are attending college or university. During the holidays they return to their home villages to visit with extended family members.
3. **Tuition:** Higher education is a privilege. We cover all tuition expenses for a student to complete the program, whether it's to earn a certificate, diploma, or degree. We are committed to see them graduate well.
4. **Food & Supplies:** In addition to tuition expenses, we provide funds to each student to be able to purchase the food and supplies they need while they are attending school.
5. **Training:** All recent high school graduates attend a Business for Life course where they learn life and business skills. All students receive visits and directions from our counselors while in college of university.
6. **Administration Support:** Caring for over 100 children at each home can only be as good as the staff caring for them. We hire staff (house parents, kitchen staff, security, and office support) with strong Christian character and superior training experience.

How much does it cost to sponsor a student?

Full sponsorship of a student costs \$140 per month. Partial sponsorships are also available for \$35, \$70 or \$105 a month where one could share sponsorship with 1-3 other people, depending on which monthly option is chosen. You can set up payments on a monthly, quarterly, or annual basis. Since your gifts are tax-deductible, all funds contributed to ELI are inherently under the control of the board of directors to improve and empower the lives of people living in poverty.

How your hard-earned dollars are being spent:



How do I make sponsorship payments?

Credit Card, Debit Card, or Bank Account: Visit our website www.empoweringlives.org

You can manage your sponsorship payments through your Member Account online:

- Sign-in to (or create) your Member Account
- Select the Member Icon (upper right)
- Within the Member Icon dropdown, select My Giving
- On the My Giving page, you can manage payment methods and donations, as well as update payment information

Will I receive a receipt letter for each donation?

Yes! You will receive a receipt through email. At the end of the year, we also send a printed receipt for the cumulative amount of donations made in the calendar year.

Will I receive a bill?

No bill is provided.

What if I am behind in my donations?

We will send you a friendly reminder if for some reason you fall behind in your sponsorship. If we do not hear from you after sending two donation reminders, we will assume that you are unable to sponsor the child and will send a sponsorship cancellation notice in order to begin to look for another sponsor. If you are unable to fulfill your commitment to sponsor the child, we understand, but please contact us so we can find another person to continue the sponsorship.

How do I correspond with my child?

From the child's point of view, the most important aspects of sponsorship are your prayers and letters/emails. It would mean a great deal to your child to receive regular correspondence from you, at least once a year. Your child will respond to any letter or email you send.

Send letters for your child to:

Empowering Lives International
Child Sponsorship Program
PO Box 67
Upland, CA 91785

Write online:

<http://empoweringlives.org>
Sign-in to member account
Select Member Icon (upper right)
In dropdown, select Write My Child
Follow directions on Write My Child Page

In your correspondence, we ask that you follow these simple guidelines:

- Be sure to write your **Student's name** and **ID number** at the top of your letter or in the subject line of the email.
- **Do not include your personal address, email or contact information:** For your privacy and the student's privacy, please send all correspondence through the USA office only. This enables us to maintain required correspondence records and protects your privacy as well as your student's.
- **Do not promise** or offer a student to come visit you. We appreciate your interest in having your student visit, but we do not permit this for a number of reasons (student's safety, culture shock, readjustment to own culture, etc.) Having the student leave their own culture is not always the best thing for them, and we are looking out for their long-term health and sustainability.
- **Sending gifts:** you may send any FLAT items that fit inside a 9" x 12" envelope (journals, bookmarks, photos of your family, a thin paperback book, etc.). Do not exceed 2 pounds in weight. No food items please. Gifts are sent to Kenya with visitors traveling from the US to the Children's Homes, so there will be delays in delivery dependent upon scheduled visits.
- **Writing themes:** Focus on themes the student can relate to. Please refrain from writing about material possessions (cars, homes, vacations, etc.) which will emphasize differences. Discuss a person who influenced you, an important lesson learned or share about your family. We reserve the right to review each letter and any enclosed materials for compliance with our guidelines and decline any inappropriate communications.
- **Avoid asking what the student may want** as we want your relationship to be based on mutual friendship rather than material gifts.
- **Photos:** please make sure that all persons are dressed appropriately. Please no bathing suits, or short shorts/skirts, as this type of dress is inappropriate in Kenyan village culture.

Will I receive updates on the children?

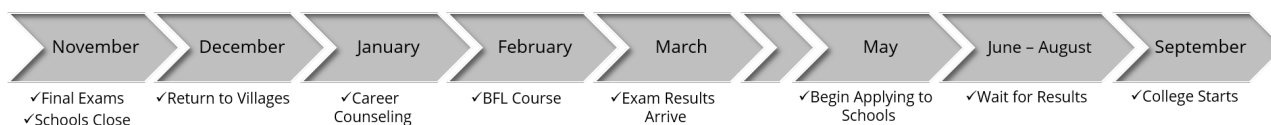
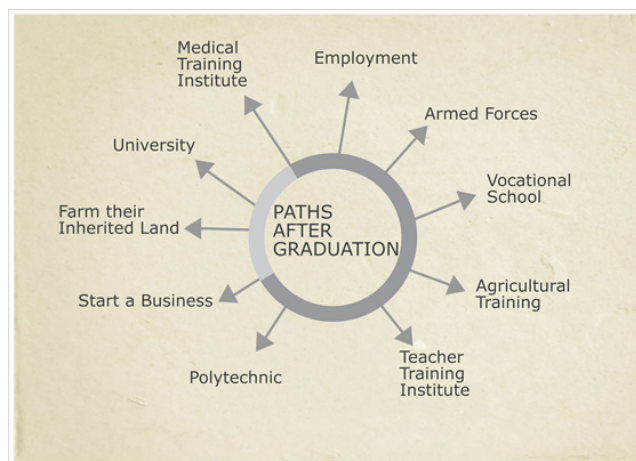
Yes! Go to our website **empoweringlives.org** and log-in to your member account. Under the Member Icon dropdown menu, select My Sponsored Children. Then, click on the Menu icon to the right of your sponsored child's name to view their profile. You can also select Sponsorship Photos, Videos, & Files from the Member icon dropdown menu. There, we will be posting updates as we receive news from the field. You will receive email notification of recent updates.

Here's what you need to know about Higher Education.

You have the unique opportunity to sponsor your student in their pursuit of Higher Education. Giving them the chance to attend one of the many avenues of Higher Education such as University, Vocational School or even learning to start their own business are just some of the ways we are combating and breaking the cycle of poverty. In a country with a high rate of poverty, education and sustainable skills are vital to the success of these children.

How do we prepare?

- We are providing **career counseling** for all the students until they apply for higher education. We are dedicated to helping them choose the best path forward based on their talents, skills, and abilities.
- **Assessments** of the student's village homes are always conducted to see what assets each student has available.
- We have hired **additional staff** members who are dedicated to overseeing the graduates and their progress as well as the older high school students. They will be available to counsel and follow-up with them in their villages, colleges and places of employment.
- Each of the graduates will attend the **Business for Life (BFL)** program for the month of January. This training will teach practical business skills like how to conduct proper research and keep good records. The program is coordinated by ELI missionary Wendy Twycross and has an 80% success rate of people starting profitable businesses in the past 7 years it has been operating.



Your donations will continue to be used to support your sponsored child and will be placed in our Kenya Scholarship Fund, helping them in their next steps. Our request is that you continue giving your current commitment, and when your child's next steps are determined, we will inform you.